

Features

- 33-inch minimum base cabinet width.
- Acid-resistant enamel finish.
- Top-mount.
- Double (equal) bowls.
- Three faucet holes with one accessory hole to the right.
- 33" (838 mm) x 22" (559 mm)

Material

- KOHLER® enameled cast iron.

Recommended Accessories

K-9000 P-Trap

Optional Accessories

K-8801 Sink Strainer



Codes/Standards





ASME A112.19.1/CSA B45.2

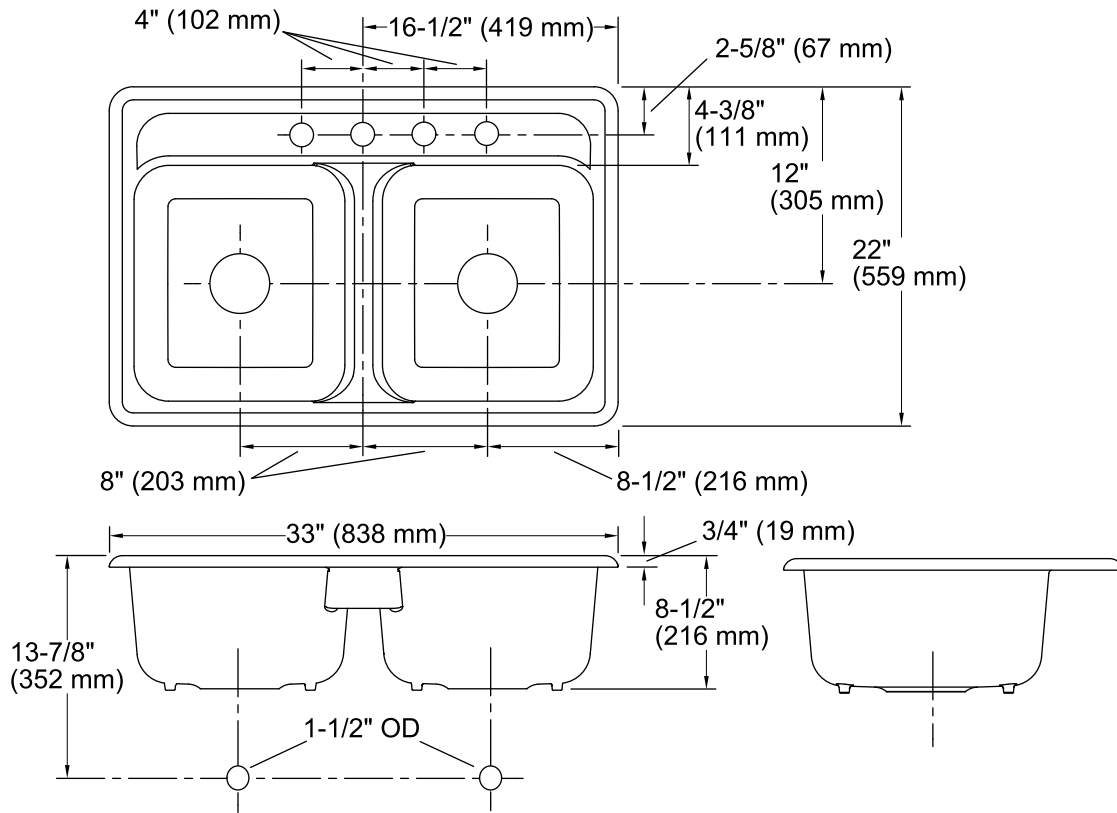
KOHLER® Enameled Cast Iron Kitchen Sink - Lifetime Limited Warranty

See website for detailed warranty information.

Available Color/Finishes

Color tiles intended for reference only.

Color	Code	Description
	0	White
	96	Biscuit
	47	Almond
	7	Black Black™



Technical Information

All product dimensions are nominal.

Bowl configuration:	Double equal
Installation:	Top-mount
Bowl area (Left)	Length: 15" (381 mm) Width: 14" (356 mm) Bowl depth: 8" (203 mm)
Bowl area (Right)	Length: 15" (381 mm) Width: 14" (356 mm) Bowl depth: 8" (203 mm)
Number of deck holes:	4
Faucet hole(s):	1-3/8" (35 mm)
Drain hole:	3-5/8" (92 mm)
Template:	1040401-7, required, included

Notes

Install this product according to the installation instructions.